

# MIPRO<sup>®</sup>

## MA-505

Portability

Simplicity

Flexibility

## EXTENSION SPEAKER

### User Guide





## IMPORTANT SAFETY INSTRUCTIONS

1. Read these instructions.
2. Keep these instructions.
3. Heed all warnings.
4. Follow all instructions.
5. Do not use this apparatus near water.
6. Clean only with a dry cloth.
7. Do not block any ventilation openings. Install in accordance with the manufacturer's instructions.
8. Do not install near any heat sources such as radiators, heat registers, stoves, or other apparatus (including amplifiers) that produce heat.
9. Do not defeat the safety purpose of the polarised or ground plug: A polarised plug has two blades with one wider than the other. The wide blade is provided for your safety. When the provided plug does not fit into your outlet, consult an electrician for replacement of the obsolete outlet.
10. Protect the power cord from being walked on or pinched particularly at plug, convenience receptacles, and the point where they exit from the apparatus.
11. Only use attachments/accessories specified by the manufacturer.
12. Use only with a cart, stand, tripod, bracket, or table specified by the manufacturer, or sold with the apparatus. When a cart is used, use caution when moving the cart / apparatus combination to avoid injury from tip-over.
13. Unplug this apparatus during lightning storms or when unused for long periods of time.
14. Refer all servicing to qualified service personnel. Servicing is required when the apparatus has been damaged in any way, such as power-supply cord or plug is damaged, liquid has been spilled or objects have fallen into the apparatus, the apparatus has been exposed to rain or moisture, does not operate normally, or has been dropped.
15. If Service Instruction in Owner's Manual: "Caution - These servicing instructions are for use by qualified service personnel only. To reduce the risk of electric shock do not perform any servicing other than that contained in the operating instructions unless you are qualified to do so.
16. The equipment is a Class I apparatus, shall be connected to a mains socket outlet with a protective earthing connection.
17. Warning: To reduce the risk of fire or electric shock, do not expose this apparatus to rain or moisture and objects filled with liquids, such as vases, should not be placed on this apparatus.
18. To completely disconnect this apparatus from the ac mains, disconnect the power supply cord plug from the ac receptacle. Pour deconnecter completement l'appareil du reseau d'alimentation, deconnecter le cordon d'alimentation de la prise murale.
19. The mains plug of the power supply cord shall remain readily accessible. La prise du reseau d'alimentation doit demeurer aisement accessible.
20. Warning: Do not expose batteries or battery pack to excessive heat such as sunshine, fire or the like. Avertissement: Les batteries ou bloc de batteries ne doivent pas etre exposees a une chaleur excessive telle que celle du soleil, feu ou autre source de chaleur similaire.
21. Caution: Danger of explosion if battery is incorrectly replaced. Replace only with the same or equivalent type. Attention: Danger d'explosion si la pile n'est pas remplacée correctement. Ne remplacer que par le même type ou un type équivalent.



## WARNING

### 1. FOR OUTDOOR USE:


To reduce the risk of fire or electric shock, do not expose this apparatus to rain or moisture.

### 2. UNDER WET LOCATION:


Apparatus should not be exposed to dripping or splashing and no objects filled with liquids, such as vases should be placed on the apparatus.


### 3. SERVICE INSTRUCTIONS:

**CAUTION** - These servicing instructions are for use by qualified service personnel only. To reduce the risk of electric shock, do not perform any servicing other than that contained in the operating instructions unless you are qualified to do so.



**CAUTION**  
RISK OF ELECTRIC SHOCK  
DO NOT OPEN

 This symbol indicates that dangerous voltage constituting a risk of electric shock is present within this unit.

 This symbol indicates that there are important operating and maintenance instructions in the literature accompanying this unit.

## **FC & IC - ID**

THIS DEVICE COMPLIES WITH PART15 OF THE FCC RULES AND RSS-123 ISSUE2 OF CANADA. OPERATION IS SUBJECT TO THE FOLLOWING TWO CONDITIONS:

(1) This device may not cause interference.

(2) This device must accept any interference, including interference that may cause undesired operation of the device. This equipment complies with FCC RF radiation exposure limits set forth for an uncontrolled environment.




“This product can only be used at the area that the altitude is lower than 2000m for safety purpose.”



“This product can be used in non-tropical locations only for safety purpose.”

## **Disposal**

Dispose of any unusable devices or batteries responsibly and in accordance with any applicable regulations.



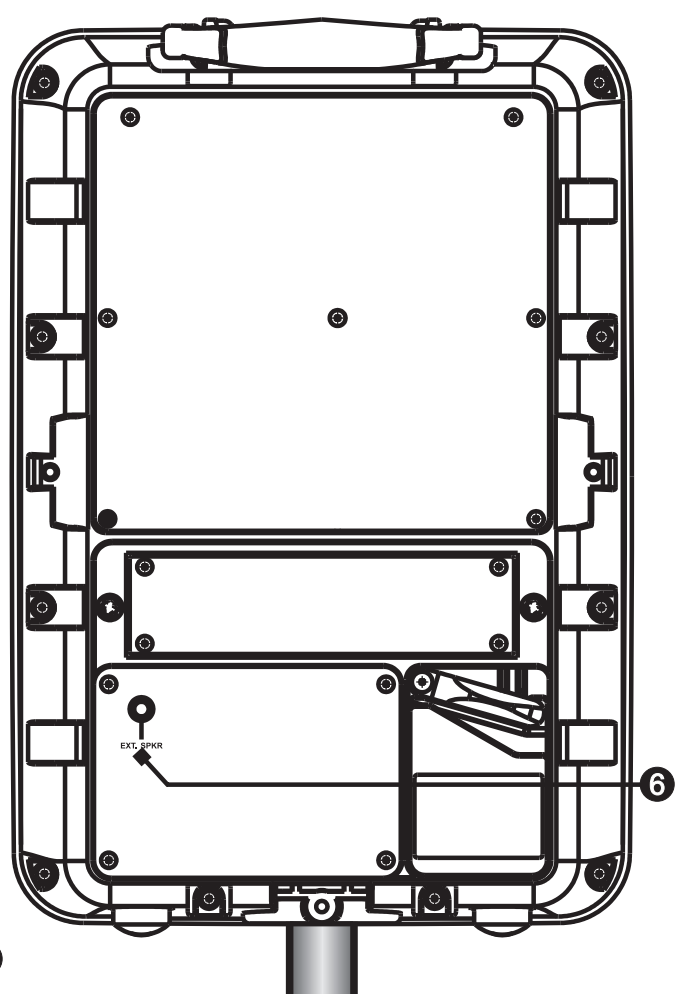
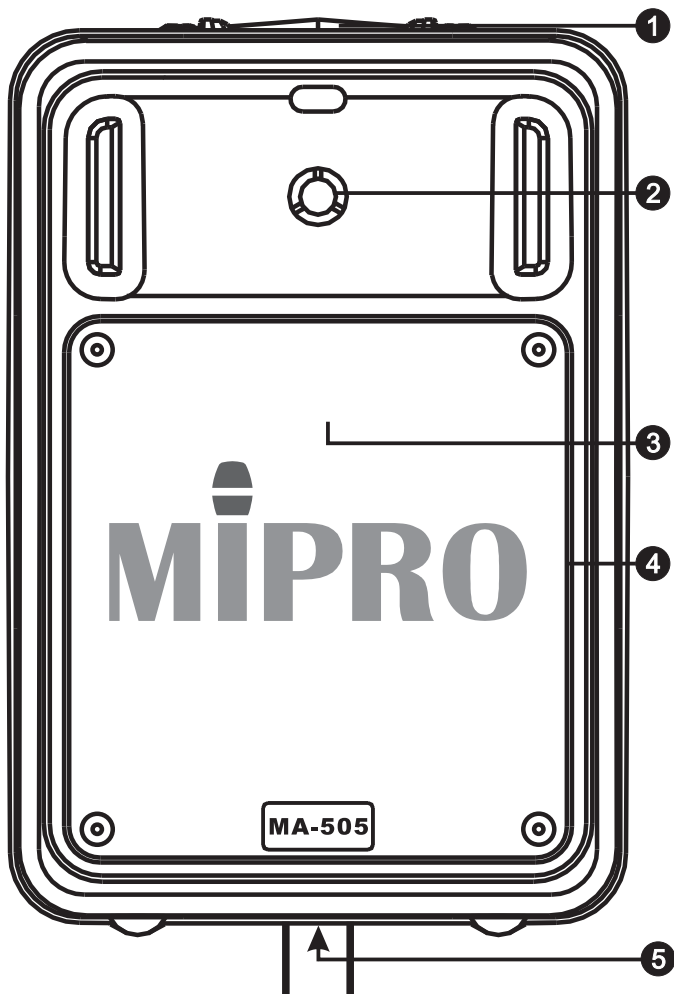
Disposing of used batteries with domestic waste is to be avoided!

Batteries/NiCad cells often contain heavy metals such as cadmium(Cd), mercury(Hg) and lead(Pb) that makes them unsuitable for disposal with domestic waste. You may return spent batteries/accumulators free of charge to recycling centres or anywhere else batteries/accumulators are sold.

**2005-08-13**

By doing so, you contribute to the conservation of our environment!

## I. Part Names



- ❶ Fixed Carry Handle: For balanced, easy hand carrying.
- ❷ Treble Speaker: 1" Compression Drive.
- ❸ Bass Speaker: 8" Neodymium Cone Drive.
- ❹ Speaker Grille: Designed specially for the built-in amplifier, please keep it adequately ventilated.
- ❺ Tripod (Optional): There is a tripod mating socket mounted in the base of the MA-505 to accommodate a 35mm tripod stand.
- ❻ Extension Speaker Input Jack: Accepts output from the EXT.SP. Jack of MA-505.

## Extension Speaker

---

### Note:

The MA-505EXP passive extension speaker has compression driver 30 watts / 6 $\Omega$  and woofer 120 watts / 4 $\Omega$  speakers. Do not allow the speaker cables to short and touch metal parts as it could damage the system amplifier.



**MIPRO**<sup>®</sup>  
MICROPHONE PROFESSIONALS

**MIPRO Electronics Co., Ltd**

Headquarters: No. 814, Beigang Rd., Chiayi City 600079, Taiwan

Tel : +886.5.238.0809

Fax : +886.5.238.0803

[www.mipro.com.tw](http://www.mipro.com.tw)

[mipro@mipro.com.tw](mailto:mipro@mipro.com.tw)



All rights reserved. YM 020/11

Do not copy or forward without prior approvals of MIPRO.

Specifications and design subject to change without notice.



2 CE536B